



ARCOROC

DRINKWARE **2023**
Collections



| | |
|----------------------------------|------------|
| • ABSOLUTY new | 16 |
| • ALAMEDA | 23 |
| • AMÉLIA | 13 |
| • AMSTERDAM | 19 |
| • ARC | 38 |
| • ARCADIE | 23 |
| • ARPÈGE | 20 |
| • ARPÈGE COLOR | 21 |
| • À VIN | 37 |
| • BARIL | 19 |
| • BE BOP | 22 |
| • BOCK 25 | 33 |
| • BOURBON STREET | 20 |
| • BRIO | 28 |
| • BRITANNIA | 33 |
| • BRIXTON | 20 |
| • BROADWAY | 20-28 |
| • CABERNET ABONDANT | 9 |
| • CABERNET BALLON | 8 |
| • CABERNET SUPRÊME | 9 |
| • CABERNET TULIPE | 9 |
| • CABERNET VINS JEUNES | 9-32 |
| • CAMPUS | 25 |
| • CAN | 22 |
| • CARRÉ | 37 |
| • CERVOISE | 32 |
| • CHAMPAGNE & COCKTAIL | 28 |
| • CHIQUITO | 24 |
| • COCKTAIL | 28 |
| • COLOR STUDIO | 21 |
| • CONIQUE | 23 |
| • DAMIER | 39 |
| • DECANTA | 36 |
| • DÉGUSTATION | 34 |
| • DISTINCTION new | 7 |
| • DOMAINE | 12 |
| • ÉLÉGANCE | 14-19 |
| • ÉLISA | 12-24 |
| • EMPILABLE | 39 |
| • ESKALE | 23 |
| • ÉVIDENCE new | 10 |
| • EXALTATION | 6 |
| • EXPLORE | 36 |
| • FINE CHAMPAGNE | 34 |
| • FLUID | 37 |
| • FLUID COLORS | 38 |
| • FORUM | 25 |
| • GIN | 35 |
| • GRANITY | 25 |
| • HAWORTH | 33 |
| • HOT SHOT | 35 |
| • HURRICANE | 29 |
| • IRISH COFFEE | 35 |
| • ISLANDE | 17 |
| • KYOTO | 30 |
| • LIMA | 16 |
| • LINÉAL | 13 |
| • LINZ | 32 |
| • LOG | 26 |
| • LOG BRUSH | 22 |
| • LOUISIANE | 20 |
| • MACARON | 6-18-36 |
| • MACARON FASCINATION | 6 |
| • MAGNIFIQUE | 12 |
| • MALÉA | 17 |
| • MARGARITA | 29 |
| • MARTIGUES | 30 |
| • MINÉRAL | 12 |
| • MONTI | 29 |
| • NEW YORK | 26 |
| • NONIC | 33 |
| • NORMANDIE | 13 |
| • NORVÈGE | 26 |
| • OLD SQUARE | 20 |
| • OPENING | 36 |
| • OPEN'UP | 6-18-32-36 |
| • OPEN'UP SPIRIT | 34-35 |
| • OUTDOOR PERFECT | 27-31-38 |
| • PARROT | 30 |
| • PINTA | 24 |
| • PRIMARY | 19 |
| • PRIMARY COLOR new | 21 |
| • PRIMARY HANDCRAFT | 21 |
| • PRINCESA | 13-24 |
| • PRYSM | 24 |
| • QUADRO | 38 |
| • REIMS | 29 |
| • REVEAL'UP | 7-32 |
| • SALTO | 18 |
| • SALTO ICE BLUE | 22 |
| • SAVOIE | 14 |
| • SENSATION EXALT | 10 |
| • SÉQUENCE | 8-32 |
| ◦ SHAKER | 30 |
| • SHETLAND | 18 |
| • SIDRA | 24 |
| • SILHOUETTE new | 14 |
| • SKULL | 30 |
| • SPIRALE | 26 |
| • SPIRITS | 34 |
| • SPRING new | 39 |
| • STACK'UP | 27 |
| • STACKY | 27 |
| • STOCKHOLM | 19 |
| • SUBLYM | 8-32 |
| • SYMÉTRIE new | 10 |
| ◦ TIVOLI | 39 |
| • TUBE new | 16 |
| • TUBO | 24 |
| • TULIP | 33 |
| • ULTIMATE | 33 |
| • VIGNE | 16 |
| • VIGNE | 35 |
| • VILLENEUVE | 7-28 |
| • VINA | 15-19-36 |
| • VIN AU VERRE | 11 |
| • VITICOLE | 15 |
| • V. JULIETTE | 12-19 |
| • WEST LOOP | 21-29-35 |
| • WILLI BECHER | 33 |

HB: High Ball.
OF: Old Fashioned.
Ø M: Maximum diameter.
Ø W/O handle: Diameter without handle.
H: Height.
W: Weight.

NEW
2023 News

◦ Sold under **Luminarc**

Photos are not binding.

The article designations are commercial designations where the size is indicative.

PACKAGING

F → Closed box. Self-closing or semi-self-closing base.

FF → Closed box with window.

R → Shrink-wrap set.

A → Regular slotted carton used as primary packaging.

B → Types of secondary packaging Master carton.

Example:

F6/B4 = 24 - Primary packaging: F

Master carton: B







Number of pieces inside the primary packaging: 6

Number of primary packs in Master carton: 4



Expert Stemglasses

Classification of our Chef&Sommelier expert stemglasses according to the type of wine.

| | SPARKLING WINE | YOUNG WINE | BIO WINE | MATURE WINE | FULL-BODIED WINE |
|---|---------------------|---------------------|----------|---------------------|------------------------|
| Exaltation  | X | | | | |
| Open'Up  | | X | | | |
| Macaron  | | | X | | |
| Macaron Fascination  | | | | X | |
| Villeneuve  | | | | | X |
| Reveal'Up  | X Reveal'up Soft | X Reveal'up Soft | | X Reveal'up Soft | X Reveal'up Intense |

EXPERT

Exaltation C&S KRYSTA

SHEER RIM / EFFERVESCENCE PLUS



35 cl
Ø M = 82 mm
H = 235 mm
W = 155 g
Q0818
F6/B4=24

30 cl
Ø M = 78 mm
H = 211 mm
W = 150 g
Q1151
F6/B4=24
Q9945
F2/B4=8

Macaron C&S KRYSTA

SHEER RIM / * EFFERVESCENCE PLUS



60 cl
Ø M = 105 mm
H = 235 mm
W = 195 g
L9414
F6/B2=12

50 cl
Ø M = 100 mm
H = 215 mm
W = 167 g
L9412
F6/B4=24

40 cl
Ø M = 94 mm
H = 200 mm
W = 135 g
L9267
F6/B4=24

30 cl
Ø M = 83 mm
H = 197 mm
W = 130 g
L9348
F6/B4=24

40 cl HB
Ø M = 87 mm
H = 103 mm
W = 138 g
N0834
F6/B4=24

Collection that has also a DECANTER, (P.36).

Macaron Fascination C&S KRYSTA

SHEER RIM / * EFFERVESCENCE PLUS



60 cl
Ø M = 108 mm
H = 228 mm
W = 168 g
N6385
F6/B4=24

50 cl
Ø M = 103 mm
H = 215 mm
W = 154 g
N6383
F6/B4=24

40 cl
Ø M = 95 mm
H = 200 mm
W = 133 g
N6380
F6/B4=24

30 cl
Ø M = 95 mm
H = 191 mm
W = 131 g
N6386
F6/B4=24

40 cl HB
Ø M = 87 mm
H = 103 mm
W = 138 g
N0834
F6/B4=24

Collection that has also a DECANTER, (P.36).

Open'Up... C&S KRYSTA

SHEER RIM



55 cl TANNIC
Ø M = 107 mm
H = 233 mm
W = 207 g
U1013
F6/B4=24

47 cl SOFT
Ø M = 103 mm
H = 226 mm
W = 207 g
U1012
F6/B4=24

... Open'Up C&S KRYSTA

SHEER RIM / * EFFERVESCENCE PLUS



40 cl UNIVERSAL TASTING
Ø M = 91 mm
H = 231 mm
W = 198 g
U1011
F6/B4=24

37 cl ROUND
Ø M = 96 mm
H = 211 mm
W = 166 g
U1010
F6/B4=24

32 cl PRO TASTING
Ø M = 87 mm
H = 180 mm
W = 134 g
U1008
F6/B4=24

20 cl
Ø M = 74 mm
H = 234 mm
W = 161 g
U1051
F6/B4=24

35 cl HB
Ø M = 78 mm
H = 118 mm
W = 150 g
U1041
F6/B4=24

38 cl OF
Ø M = 93 mm
H = 94 mm
W = 155 g
U1033
F6/B4=24

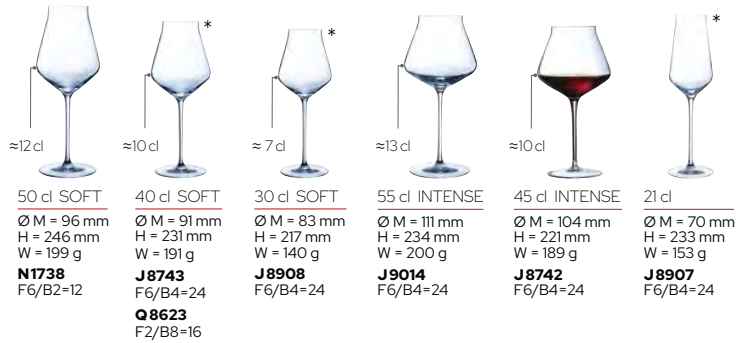
Collection that also has AFTER-DINNER DRINKS and DECANTER, (P. 34, 35, 36).

EXPERT

Reveal'Up

C&S KRYSTA

SHEER RIM / * EFFERVESCENCE PLUS



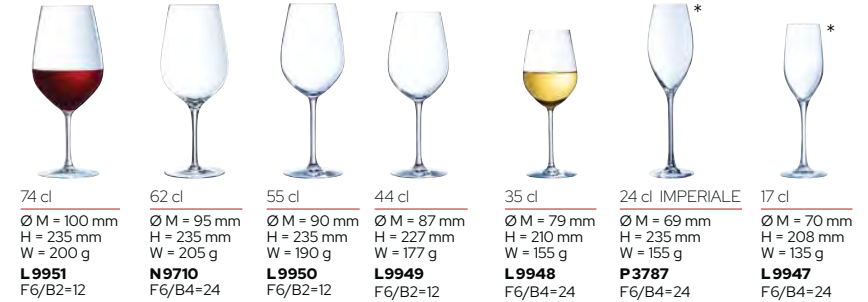
WINE
TASTING

UNIVERSAL

Séquence...

C&S KRYSTA

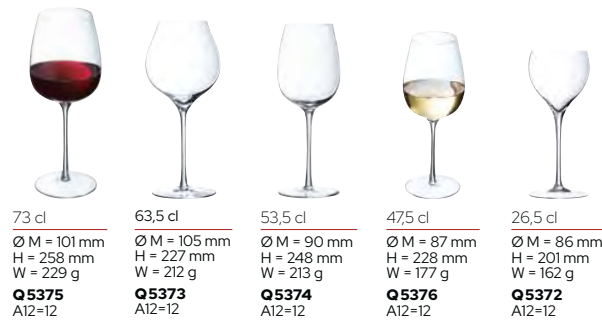
SHEER RIM / * EFFERVESCENCE PLUS



Villeneuve

C&S KRYSTA

SHEER RIM




Match with the collection Exaltation, (P6).



...Séquence

C&S KRYSTA

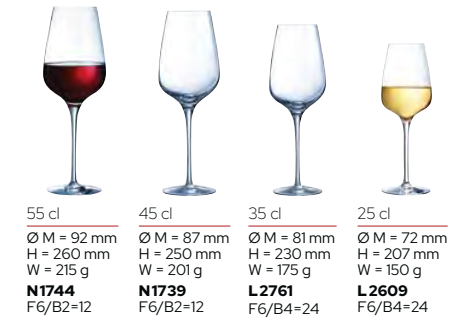
SHEER RIM



Sublym

C&S KRYSTA

SHEER RIM

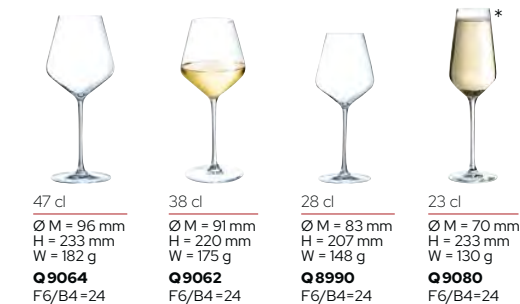


UNIVERSAL

Distinction

C&S KRYSTA

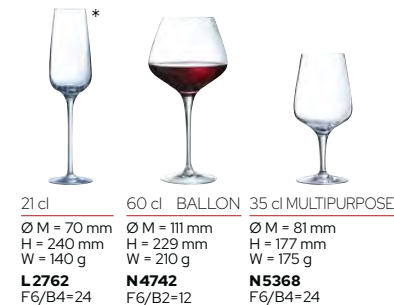
SHEER RIM / * EFFERVESCENCE PLUS



Sublym

C&S KRYSTA


SHEER RIM / * EFFERVESCENCE PLUS



Cabernet Ballon

C&S KRYSTA

SHEER RIM



UNIVERSAL

Cabernet Abondant C&S

SHEER RIM

KRYSTA



70 cl
Ø M = 110 mm
H = 220 mm
W = 256 g
FJ037
F6/B2=12



50 cl
Ø M = 110 mm
H = 201 mm
W = 217 g
FJ038
F6/B2=12

Cabernet Suprême C&S

SHEER RIM

KRYSTA



62 cl
Ø M = 95 mm
H = 240 mm
W = 253 g
FJ035
F6/B2=24



47 cl
Ø M = 87 mm
H = 216 mm
W = 216 g
FJ036
F6/B2=12



WINE
TASTING

Cabernet Tulipe...

C&S KRYSTA

SHEER RIM



75 cl
Ø M = 101 mm
H = 255 mm
W = 222 g
D0795
F6/B2=12



58 cl
Ø M = 94 mm
H = 230 mm
W = 225 g
46888
F6/B4=24
N4580
A12=12



47 cl
Ø M = 88 mm
H = 220 mm
W = 200 g
46961
F6/B4=24
N4581
A12=12



35 cl
Ø M = 81 mm
H = 203 mm
W = 181 g
46973
F6/B4=24
N4574
A12=12



25 cl
Ø M = 72 mm
H = 180 mm
W = 146 g
46978
F6/B4=24
N4582
A12=12



19 cl
Ø M = 66 mm
H = 165 mm
W = 142 g
53468
F6/B4=24



12 cl
Ø M = 54 mm
H = 150 mm
W = 102 g
14798
F6/B4=24



7 cl
Ø M = 52 mm
H = 135 mm
W = 80 g
E5358
F6/B4=24

...Cabernet Tulipe

C&S KRYSTA

SHEER RIM / * EFFERVESCENCE PLUS



47 cl
Ø M = 81 mm
H = 188 mm
W = 235 g
G3570
F6/B4=24



40 cl
Ø M = 81 mm
H = 167 mm
W = 192 g
G3573
F6/B4=24



24 cl
Ø M = 70 mm
H = 235 mm
W = 141 g
D0796
F6/B4=24




16 cl
Ø M = 70 mm
H = 225 mm
W = 145 g
48024
F6/B4=24
N4583
A12=12



58 cl
Ø M = 104 mm
H = 223 mm
W = 201 g
E2789
F6/B4=24



47 cl
Ø M = 97 mm
H = 214 mm
W = 190 g
E2790
F6/B4=24



35 cl
Ø M = 90 mm
H = 200 mm
W = 163 g
E2788
F6/B4=24

UNIVERSAL

NEW Evidence

C&S KRYSTA

SHEER RIM / * EFFERVESCENCE PLUS



45 cl
Ø M = 84 mm
H = 209 mm
W = 180 g
V2821
F6/B4=24



35 cl
Ø M = 79 mm
H = 180 mm
W = 140 g
V2620
F6/B4=24



27 cl
Ø M = 73 mm
H = 148 mm
W = 120 g
V2822
F6/B4=24



16 cl
Ø M = 63 mm
H = 190 mm
W = 140 g
V2823
F6/B4=24



Sensation Exalt

C&S KRYSTA

SHEER RIM / * EFFERVESCENCE PLUS



41 cl
Ø M = 87 mm
H = 206 mm
W = 266 g
E7695
F6/B4=24



31 cl
Ø M = 80 mm
H = 197 mm
W = 218 g
E7696
F6/B4=24



25 cl
Ø M = 74 mm
H = 187 mm
W = 164 g
E7697
F6/B4=24



20 cl
Ø M = 70 mm
H = 180 mm
W = 159 g
E7698
F6/B4=24



19 cl
Ø M = 70 mm
H = 210 mm
W = 169 g
E7700
F6/B4=24

NEW Symétrie

C&S KRYSTA

SHEER RIM / * EFFERVESCENCE PLUS



58 cl
Ø M = 106 mm
H = 209 mm
W = 235 g
Q8707
F6/B4=24



55 cl
Ø M = 92 mm
H = 260 mm
W = 215 g
V2696
F6/B4=24



45 cl
Ø M = 87 mm
H = 250 mm
W = 205 g
V0391
F6/B4=24



35 cl
Ø M = 80 mm
H = 230 mm
W = 178 g
V1483
F6/B4=24



21 cl
Ø M = 114 mm
H = 179 mm
W = 168 g
V1171
F6/B4=24



21 cl
Ø M = 75 mm
H = 240 mm
W = 140 g
V2697
F6/B4=24



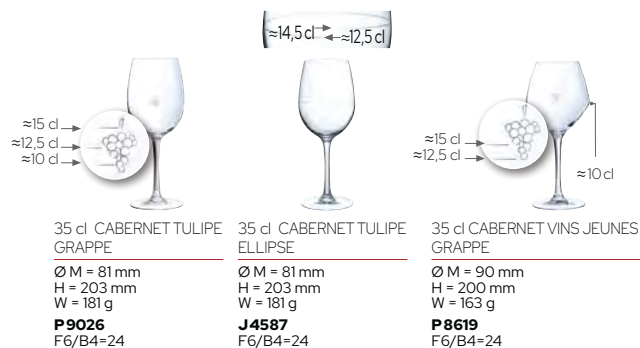
16 cl
Ø M = 65 mm
H = 198 mm
W = 127 g
V1375
F6/B4=24

UNIVERSAL

Vin au verre

C&S KRYSTA

SHEER RIM



WINE
TASTING

SHEER RIM

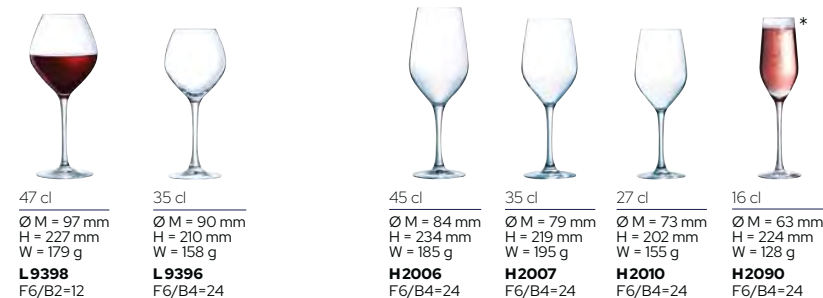
Magnifique ARCOROC Annealed GLASS

SHEER RIM

Minéral

ARCOROC Annealed GLASS


SHEER RIM / * EFFERVESCENCE PLUS



Vin au verre

ARCOROC Annealed GLASS


* SHEER RIM



V. Juliette

ARCOROC Annealed GLASS

SHEER RIM / * EFFERVESCENCE PLUS

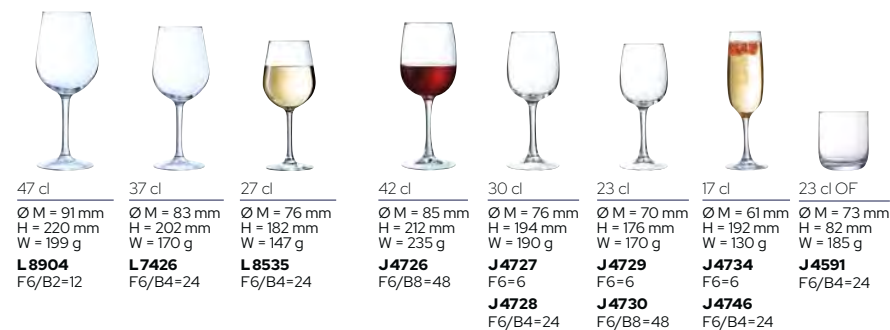


TEMPERED

Domaine ARCOROC Tempered GLASS

Élisa

ARCOROC Tempered GLASS



TEMPERED

Linéal

ARCOROC Tempered GLASS



31 cl
Ø M = 82 mm
H = 197 mm
W = 151 g
C3570
F6/B4=24



25 cl
Ø M = 77 mm
H = 174 mm
W = 145 g
C3572
F6/B4=24



19 cl
Ø M = 70 mm
H = 165 mm
W = 128 g
C3571
F6/B4=24

TABLE
STEMGLASS

Normandie

ARCOROC Tempered GLASS

Princesa

ARCOROC Tempered GLASS



24 cl
Ø M = 74 mm
H = 162 mm
W = 225 g
O7810
F12/B4=48



16 cl
Ø M = 67 mm
H = 145 mm
W = 178 g
I1392
F12/B4=48



14 cl
Ø M = 57 mm
H = 173 mm
W = 182 g
I3515
F12/B4=48



42 cl
Ø M = 89 mm
H = 212 mm
W = 220 g
P4000
F6/B4=24



31 cl
Ø M = 81 mm
H = 197 mm
W = 182 g
J4158
F6=6
P3263
F6/B4=24



23 cl
Ø M = 75 mm
H = 174 mm
W = 145 g
J4160
F6=6
J4159
F6/B4=24



19 cl
Ø M = 69 mm
H = 165 mm
W = 120 g
J4162
F6=6
J4161
F6/B4=24



15 cl
Ø M = 61 mm
H = 196 mm
W = 141 g
J4167
F6=6
P3999
F6/B4=24

TEMPERED & STACKABLE

Amélia

ARCOROC Tempered GLASS
PERFECTLY STACKABLE



25 cl
Ø M = 79 mm
H = 117 mm
W = 162 g
E3562
F12/B4=48



19 cl
Ø M = 72 mm
H = 107 mm
W = 140 g
E3559
F12/B4=48



16 cl
Ø M = 68 mm
H = 101 mm
W = 130 g
W5187
F12/B4=48



ANNEALED

Élégance...

ARCOROC Annealed GLASS



31 cl
Ø M = 81 mm
H = 180 mm
W = 174 g
S0143
F6/B6=36
N9323
A12=12



24,5 cl
Ø M = 74 mm
H = 165 mm
W = 141 g
S7405
F12/B4=48
N9330
A12=12



19 cl
Ø M = 69 mm
H = 153 mm
W = 127 g
S7413
F12/B4=48
N9322
A12=12



14,5 cl
Ø M = 64 mm
H = 142 mm
W = 95 g
S7249
F12/B4=48
N9324
A12=12



12 cl
Ø M = 59 mm
H = 134 mm
W = 93 g
S7439
F12/B4=48



6,5 cl
Ø M = 48 mm
H = 113 mm
W = 70 g
S7264
F12/B4=48

...Élégance

ARCOROC Annealed GLASS

Savoie

ARCOROC Annealed GLASS



17 cl
Ø M = 57 mm
H = 179 mm
W = 115 g
S7298
F12/B4=48
N9328
A12=12



13 cl
Ø M = 58 mm
H = 179 mm
W = 110 g
S6416
F12/B4=484
N9327
A12=12



10 cl
Ø M = 58 mm
H = 159 mm
W = 103 g
S6626
F12/B4=48
N9326
A12=12



16 cl
Ø M = 90 mm
H = 122 mm
W = 132 g
S7652
F12/B4=48
N9329
A12=12



35 cl
Ø M = 84 mm
H = 183 mm
W = 182 g
S0463
F6/B8=48



24 cl
Ø M = 74 mm
H = 152 mm
W = 124 g
S7778
F12/B4=48



19 cl
Ø M = 69 mm
H = 140 mm
W = 112 g
S7786
F12/B4=48



15 cl
Ø M = 64 mm
H = 134 mm
W = 100 g
S7794
F12/B4=48



17 cl
Ø M = 61 mm
H = 170 mm
W = 117 g
S7810
F12/B4=48

NEW

Silhouette

ARCOROC Annealed GLASS



47 cl
Ø M = 92 mm
H = 194 mm
W = 182 g
V3228
F6/B4=24



31 cl
Ø M = 82 mm
H = 179 mm
W = 163 g
V3217
F6/B4=24



25 cl
Ø M = 77 mm
H = 165 mm
W = 145 g
V3216
F6/B4=24



19 cl
Ø M = 70 mm
H = 153 mm
W = 122 g
V3215
F6/B4=24



ANNEALED

Vina...

ARCOROC Annealed GLASS



58 cl
Ø M = 94 mm
H = 230 mm
W = 233 g
L3605
F6/B4=24



48 cl
Ø M = 88 mm
H = 219 mm
W = 199 g
L1348
F6/B4=24



36 cl
Ø M = 81 mm
H = 202 mm
W = 178 g
L1349
F6/B4=24



26 cl
Ø M = 72 mm
H = 180 mm
W = 150 g
L1967
F6/B4=24



19 cl
Ø M = 70 mm
H = 225 mm
W = 140 g
L1351
F6/B4=24

Collection that has also a DECANTER, (P.36).

...Vina

ARCOROC Annealed GLASS



70 cl
Ø M = 113 mm
H = 195 mm
W = 245 g
N2760
F6/B2=12



58 cl **SPLENDID**
Ø M = 106 mm
H = 209 mm
W = 212 g
P7908
F6/B4=24



36 cl HB
Ø M = 76 mm
H = 121 mm
W = 220 g
L1346
F6/B4=24



34 cl OF
Ø M = 90 mm
H = 84 mm
W = 185 g
L1347
F6/B4=24

Collection that has also a DECANTER, (P.36).

Viticole

ARCOROC Annealed GLASS



31 cl
Ø M = 72 mm
H = 175 mm
W = 155 g
42257
F6=6
42250
F6/B4=24



21,5 cl
Ø M = 65 mm
H = 155 mm
W = 125 g
37266
F6=6
37260
F6/B4=24



12 cl
Ø M = 54 mm
H = 131 mm
W = 90 g
42260
F6=6
42258
F6/B4=24



HEAVY BASE

NEW Absoluty

C&S KRYSTA
SHEER RIM

Lima

C&S KRYSTA
SHEER RIM



45 cl HB
Ø M = 84 mm
H = 127 mm
W = 220 g
Q9217
F6/B4=24



37 cl HB
Ø M = 79 mm
H = 119 mm
W = 190 g
Q9216
F6/B4=24



32 cl OF
Ø M = 85 mm
H = 91 mm
W = 175 g
Q9214
F6/B4=24



25 cl OF
Ø M = 78 mm
H = 85 mm
W = 150 g
Q9215
F6/B4=24



45 cl HB
Ø M = 77 mm
H = 160 mm
W = 250 g
L2356
F6/B4=24



40 cl HB
Ø M = 77 mm
H = 133 mm
W = 240 g
L8110
F6/B4=24



38 cl HB
Ø M = 88 mm
H = 110 mm
W = 220 g
G3368
F6/B4=24



35 cl OF
Ø M = 93 mm
H = 83 mm
W = 225 g
G3367
F6/B4=24

Vigne

C&S KRYSTA
SHEER RIM



45 cl HB
Ø M = 70 mm
H = 165 mm
W = 309 g
L2369
F6/B4=24



33 cl HB
Ø M = 69 mm
H = 126 mm
W = 237 g
G3658
F6/B4=24



22 cl HB
Ø M = 61 mm
H = 111 mm
W = 186 g
F6/B4=24



37 cl OF
Ø M = 93 mm
H = 87 mm
W = 376 g
L2370
F6/B4=24



31 cl OF
Ø M = 84 mm
H = 83 mm
W = 253 g
G3666
F6/B4=24



20 cl OF
Ø M = 75 mm
H = 74 mm
W = 212 g
G3659
F6/B4=24

NEW Tube

C&S KRYSTA
SHEER RIM



45 cl HB
Ø M = 74 mm
H = 158 mm
W = 74 g
L7410
F6/B4=24



33 cl HB
Ø M = 63 mm
H = 157 mm
W = 275 g
U1540
F6/B4=24



22 cl HB
Ø M = 58 mm
H = 131 mm
W = 220 g
L9830
F6/B4=24



38 cl OF
Ø M = 89 mm
H = 96 mm
W = 410 g
L7888
F6/B4=24



30 cl OF
Ø M = 79 mm
H = 93 mm
W = 330 g
U1533
F6/B4=24








20 cl OF
Ø M = 70 mm
H = 84 mm
W = 240 g
U1532
F6/B4=24



HEAVY BASE


Islande...

ARCOROC Annealed GLASS

| | | | | | | | |
|---|---|---|---|---|---|---|---|
|  |  |  |  |  |  |  |  |
| 46 cl HB | 36 cl HB | 33 cl HB | 31 cl HB | 29 cl HB | 22 cl HB | 16 cl HB | 22 cl HB TUBO |
| Ø M = 74 mm H = 158 mm W = 300 g | Ø M = 64 mm H = 170 mm W = 287 g | Ø M = 63 mm H = 157 mm W = 282 g | Ø M = 60 mm H = 166 mm W = 275 g | Ø M = 63 mm H = 145 mm W = 270 g | Ø M = 58 mm H = 131 mm W = 225 g | Ø M = 55 mm H = 100 mm W = 175 g | Ø M = 53 mm H = 152 mm W = 220 g |
| Q7781 F6/B4=24 | J4226 F6/B4=24 N7677 A12=12 | J3310 F6=6 N6639 F6/B4=24 N7676 A12=12 | J3309 F6=6 J4227 F6/B4=24 N7541 A12=12 | J3308 F6=6 N6640 F6/B4=24 N7540 A12=12 | J3307 F6=6 N6641 F6/B4=24 N7675 A12=12 | N6643 F6/B4=24 N7537 A12=12 | J3315 F6=6 N6642 F6/B4=24 N7681 A12=12 |

...Islande

ARCOROC Annealed GLASS

| | | | | | | | |
|---|---|---|---|---|---|---|---|
|  |  |  |  |  |  |  |  |
| 17 cl HB TUBO | 10 cl HB TUBO | 38 cl OF | 30 cl OF | 20 cl OF | 6 cl HB | 6 cl HB FROSTED | 5,5 cl HB A ANSE |
| Ø M = 52 mm H = 125 mm W = 200 g | Ø M = 51 mm H = 87 mm W = 170 g | Ø M = 89 mm H = 96 mm W = 420 g | Ø M = 79 mm H = 93 mm W = 333 g | Ø M = 70 mm H = 84 mm W = 245 g | Ø M = 38 mm H = 105 mm W = 109 g | Ø M = 38 mm H = 105 mm W = 109 g | Ø M = 45 mm H = 101 mm W = 115 g |
| J3314 F6/B4=24 N7679 A12=12 | J4238 F6/B4=24 N7678 A12=12 | N7544 F6/B4=24 A12=12 | J4239 F6/B4=24 N7543 A12=12 | J4241 F6/B4=24 N7542 A12=12 | 12365 F12=12 40375 F12/B6=72 N7536 A12=12 | 75228 F12/B6=72 | 72388 F12/B6=72 N7546 A12=12 |

Maléa

ARCOROC Annealed GLASS

SHEER RIM

| | |
|---|---|
|  |  |
| 35 cl HB | 30 cl OF |
| Ø M = 76 mm H = 126 mm W = 232 g | Ø M = 77 mm H = 105 mm W = 242 g |
| H4531 F6/B4=24 | H4623 F6/B4=24 |

HEAVY BASE

Salto







ARCOROC Annealed GLASS



| | | | |
|---|---|---|---|
|  |  |  |  |
| 50 cl HB | 35 cl HB | 32 cl OF | 6 cl OF |
| Ø M = 82 mm H = 146 mm W = 290 g | Ø M = 76 mm H = 121 mm W = 220 g | Ø M = 90 mm H = 84 mm W = 260 g | Ø M = 48 mm H = 66 mm W = 76 g |
| N5828 F6/B4=24 | N5812 F6/B4=24 | N5831 F6/B4=24 | N5834 F12/B4=48 |

Shetland

ARCOROC Annealed GLASS

| | | | | | | |
|---|---|---|---|---|---|---|
|  |  |  |  |  |  |  |
| 42 cl HB | 35 cl HB | 22 cl HB | 15 cl HB | 9 cl HB | 32 cl OF | 25 cl OF |
| Ø M = 89 mm H = 146 mm W = 310 g | Ø M = 83 mm H = 138 mm W = 270 g | Ø M = 73 mm H = 123 mm W = 208 g | Ø M = 68 mm H = 81 mm W = 150 g | Ø M = 60 mm H = 78 mm W = 100 g | Ø M = 97 mm H = 97 mm W = 293 g | Ø M = 90 mm H = 88 mm W = 250 g |
| 79698 F12/B4=48 | 79728 F12/B4=48 | 79736 F12/B4=48 | C8312 F12/B4=48 | C8222 F12/B4=48 | 79741 F12/B4=48 | 79747 F12/B4=48 |

THIN BASE

Macaron C&S KRYSTA

SHEER RIM



| |
|--|
| 40 cl HB |
| Ø M = 87 mm H = 103 mm W = 138 g |
| N0834 F6/B4=24 |
| Collection that also has a STEMGLASSES offer, (P6). |

Open'Up C&S KRYSTA

SHEER RIM



| | |
|--|---------------------------------------|
| 35 cl HB | 38 cl OF |
| Ø M = 77 mm H = 118 mm W = 150 g | Ø M = 93 mm H = 94 mm W = 155 g |
| U1041 F6/B4=24 | U1033 F6/B4=24 |
| Collection that also has a STEMGLASSES offer, (P6). | |



THIN BASE

Primary

C&S KRYSTA
SHEER RIM

Amsterdam ARCOROC Annealed GLASS



44 cl HB
Ø M = 87 mm
H = 110 mm
W = 155 g
G3323
F6/B4=24

40 cl HB
Ø M = 76 mm
H = 127 mm
W = 150 g
L8677
F6/B4=24

36 cl HB
Ø M = 81 mm
H = 101 mm
W = 153 g
G3322
F6/B4=24

27 cl HB
Ø M = 74 mm
H = 93 mm
W = 122 g
G0036
F6/B4=24



27 cl HB
Ø M = 62 mm
H = 135 mm
W = 210 g
N8857
F6/B8=48
O5985
F6=6

Baril ARCOROC Annealed GLASS

Élégance

ARCOROC Annealed GLASS



16 cl HB
Ø M = 58 mm
H = 80 mm
W = 92 g
61633
F6/B8=48



34 cl HB
Ø M = 66 mm
H = 147 mm
W = 255 g
76399
A48=48



28 cl HB
Ø M = 65 mm
H = 128 mm
W = 245 g
49352
A48=48



23 cl HB
Ø M = 65 mm
H = 110 mm
W = 220 g
76397
A48=48



17 cl HB
Ø M = 64 mm
H = 85 mm
W = 190 g
77873
A48=48

Collection that also has a STEMGLASSES offer, (P.14).

Stockholm ARCOROC Annealed GLASS

V. Juliette ARCOROC Annealed GLASS

Vina ARCOROC Annealed GLASS



27 cl OF
Ø M = 76 mm
H = 92 mm
W = 265 g
O0826
F6=6



4 cl OF
Ø M = 44 mm
H = 53 mm
W = 60 g
G2645
F12/B4=48



40 cl HB
Ø M = 88 mm
H = 110 mm
W = 165 g
N5994
F6/B4=24



35 cl OF
Ø M = 94 mm
H = 83 mm
W = 150 g
N5995
F6/B4=24



36 cl HB
Ø M = 76 mm
H = 121 mm
W = 220 g
L1346
F6/B4=24



34 cl OF
Ø M = 90 mm
H = 84 mm
W = 185 g
L1347
F6/B4=24

Collection that also has a STEMGLASSES offer, (P.12).

STRUCTURED

Arpège C&S KRYSTA SHEER RIM

Bourbon Street ARCOROC Annealed GLASS



36 cl HB FORTE
Ø M = 81 mm
H = 102 mm
W = 153 g
L6767
F6/B4=24



36 cl HB
Ø M = 85 mm
H = 130 mm
W = 420 g
Q3660
F6/B2=12



32 cl OF
Ø M = 94 mm
H = 99 mm
W = 415 g
Q3659
F6/B2=12



Brixton ARCOROC Annealed GLASS

Broadway... ARCOROC Annealed GLASS



45 cl HB
Ø M = 82 mm
H = 157 mm
W = 495 g
P9411
F6/B2=12



31 cl HB TUBO
Ø M = 68 mm
H = 156 mm
W = 310 g
Q8947
F6/B2=12



35 cl HB
Ø M = 87 mm
H = 112 mm
W = 395 g
P9067
F6/B4=24



30 cl OF
Ø M = 86 mm
H = 96 mm
W = 410 g
P4188
F6/B2=12



38 cl HB
Ø M = 75 mm
H = 145 mm
W = 430 g
L7255
F6/B4=24



28 cl HB
Ø M = 67,5 mm
H = 134 mm
W = 275 g
L7256
F6/B4=24

Collection that also has a CHAMPAGNE & COCKTAIL stemglasses offer, (P.28).

... Broadway

Louisiane

Old Square ARCOROC Annealed GLASS



30 cl OF
Ø M = 85 mm
H = 91 mm
W = 280 g
L7254
F6/B4=24



5 cl OF
Ø M = 49 mm
H = 60 mm
W = 62 g
L7253
F6/B4=24



36 cl HB
Ø M = 85 mm
H = 130 mm
W = 370 g
Q3656
F6/B2=12



32 cl OF
Ø M = 94 mm
H = 99 mm
W = 410 g
Q3655
F6/B2=12



36 cl HB
Ø M = 84 mm
H = 130 mm
W = 422 g
Q3658
F6/B2=12



32 cl OF
Ø M = 89 mm
H = 96 mm
W = 388 g
Q3657
F6/B2=12

STRUCTURED

West Loop

ARCOROC Annealed GLASS



40 cl HB
Ø M = 81 mm
H = 130 mm
W = 230 g

Q3619
F6/B4=24



36 cl HB
Ø M = 75 mm
H = 135 mm
W = 340 g

P9950
F6/B2=12



32 cl OF
Ø M = 84 mm
H = 95 mm
W = 287 g

P9958
F6/B2=12



Collection that also has
a CHAMPAGNE & COCKTAIL stemglasses offer, (P.29).

COLORED AND DECORATIVE

Arpège Color

C&S KRYSTA

SHEER RIM / PROFESSIONAL 2000 CYCLES



36 cl HB
BLUE
Ø M = 81 mm
H = 102 mm
W = 153 g
N6675
FF6/B4=24



36 cl HB
GREEN
Ø M = 81 mm
H = 102 mm
W = 153 g
N6674
FF6/B4=24



36 cl HB
PINK
Ø M = 81 mm
H = 101 mm
W = 153 g
N6676
FF6/B4=24



36 cl HB
BLACK MAT
Ø M = 81 mm
H = 101 mm
W = 153 g
L9406
FF6/B4=24



36 cl HB
WHITE MAT
Ø M = 81 mm
H = 101 mm
W = 153 g
L9407
FF6/B4=24



36 cl HB
EMERALD
Ø M = 81 mm
H = 101 mm
W = 153 g
V3051
F6/B4=24



36 cl HB
JADE
Ø M = 81 mm
H = 101 mm
W = 153 g
V3052
F6/B4=24

TUMBLER
BAR & TABLE

Primary Color

C&S KRYSTA

SHEER RIM / PROFESSIONAL 2000 CYCLES

Primary Handcraft

C&S KRYSTA

SHEER RIM / PROFESSIONAL 2000 CYCLES



36 cl HB
BLUE
Ø M = 81 mm
H = 101 mm
W = 153 g
Q3478
FF6/B4=24



36 cl HB
GREY
Ø M = 81 mm
H = 101 mm
W = 153 g
Q3477
FF6/B4=24



36 cl HB
RED
Ø M = 81 mm
H = 101 mm
W = 153 g
Q3215
FF6/B4=24



35 cl HB
GREY
Ø M = 76 mm
H = 121 mm
W = 220 g
J8491
F6/B4=24



35 cl HB
RED
Ø M = 76 mm
H = 121 mm
W = 220 g
J8493
F6/B4=24



32 cl OF
GREY
Ø M = 90 mm
H = 84 mm
W = 260 g
J8484
F6/B4=24



32 cl OF
RED
Ø M = 90 mm
H = 84 mm
W = 260 g
J8486
F6/B4=24

COLORED AND DECORATIVE

Log Brush

ARCOROC Tempered GLASS

PERFECTLY STACKABLE / PROFESSIONAL 2000 CYCLES



16 cl HB
BLUE
Ø M = 63 mm
H = 80 mm
W = 125 g
Q8219
R6/B8=48



16 cl HB
GREEN
Ø M = 63 mm
H = 80 mm
W = 125 g
Q8218
R6/B8=48



16 cl HB
ORANGE
Ø M = 63 mm
H = 80 mm
W = 125 g
Q8220
R6/B8=48



22 cl OF
CHERRY
Ø M = 73 mm
H = 80 mm
W = 150 g
Q8217
R6/B8=48



22 cl OF
DARK GREEN
Ø M = 73 mm
H = 79 mm
W = 150 g
Q8216
R6/B8=48



22 cl OF
BLUE JEAN
Ø M = 73 mm
H = 79 mm
W = 150 g
Q8221
R6/B8=48

Salto Ice Blue

ARCOROC SOLID COLOR

PROFESSIONAL 2000 CYCLES



35 cl HB
Ø M = 76 mm
H = 121 mm
W = 220 g
C9687
F6/B4=24



32 cl OF
Ø M = 90 mm
H = 84 mm
W = 255 g
C9688
F6/B4=24

MAKE IT DIFFERENT

Be Bop

ARCOROC Tempered
GLASS



35 cl HB
Ø M = 69 mm
H = 148 mm
W = 240 g
L8688
F6/B4=24



30 cl OF
Ø M = 84 mm
H = 82 mm
W = 200 g
L8687
F6/B4=24




21 cl OF
Ø M = 82 mm
H = 59 mm
W = 125 g
N4788
F6/B4=24

Can

ARCOROC Annealed
GLASS



475 cl HB
Ø M = 76 mm
H = 134 mm
W = 240 g
N6545
F6/B4=24



MAKE IT DIFFERENT

Eskale

ARCOROC Tempered GLASS

GLASS SAFETY



42 cl OF
Ø M = 97 mm
H = 96 mm
W = 315 g
L3749
FA6/B4=24



31 cl OF
Ø M = 91 mm
H = 87 mm
W = 248 g
L3750
FA6/B4=24



18 cl OF
Ø M = 77 mm
H = 78 mm
W = 180 g
L3751
FA6/B4=24



9 cl OF
Ø M = 62 mm
H = 64 mm
W = 110 g
L7172
FA6/B4=24
N6551
Appetizer set
F12/B4=48



TEMPERED

Alameda ARCOROC Tempered GLASS



62 cl HB
Ø M = 82 mm
H = 145 mm
W = 305 g
Q 6480
F6/B2=12

Arcadie

ARCOROC Tempered GLASS



40 cl HB
Ø M = 93 mm
H = 126 mm
P = 350 g
Q 2751
F6/B4=24



35 cl OF
Ø M = 96 mm
H = 98 mm
P = 280 g
Q 2750
F6/B4=24



24 cl OF
Ø M = 84 mm
H = 86 mm
P = 175 g
Q 2967
F6/B4=24



16 cl OF
Ø M = 73 mm
H = 73 mm
P = 135 g
Q 2234
F6/B4=24



9 cl OF
Ø M = 62 mm
H = 63 mm
P = 85 g
Q 2233
F6/B4=24

Existing saucers for a qualitative hot drinks service.
Available information in the dinner catalogue

Conique

ARCOROC Tempered GLASS

* NOT TEMPERED



20 oz. HB 57 cl
Ø M = 90 mm
H = 150 mm
W = 305 g
34002
FA6/B8=48



28 cl HB
Ø M = 70 mm
H = 116 mm
W = 173 g
P2131 Blown
F6/B8=48



28 cl HB
Ø M = 73 mm
H = 118 mm
W = 205 g
P2134 Pressed
R6/B8=48



25 cl HB
Ø M = 68 mm
H = 107 mm
W = 130 g
P2133 Blown
F6/B8=48



25 cl HB
Ø M = 70 mm
H = 114 mm
W = 195 g
P1986 Pressed
R6/B8=48



20 cl HB
Ø M = 66 mm
H = 105 mm
W = 164 g
P1985 Pressed
R6/B8=48



8 cl HB
Ø M = 49 mm
H = 78 mm
W = 80 g
P2126 Pressed
F6/B8=48

TEMPERED

Chiquito ARCOROC Tempered GLASS

GLASS SAFETY

GLASS



23 cl OF
Ø M = 82 mm
H = 59 mm
W = 145 g
J4764
F6=6



23 cl OF
Ø M = 73 mm
H = 82 mm
W = 185 g
J4591
F6/B4=24



36 cl OF
Ø M = 85 mm
H = 89 mm
W = 180 g
J3510
F6=6

Princesa

ARCOROC Tempered GLASS



15 oz. HB 47 cl
Ø M = 72 mm
H = 163 mm
W = 293 g
16148
A24=24
55355
A48=48



12 oz. HB 34 cl
Ø M = 66 mm
H = 148 mm
W = 255 g
J4079
F6/B8=48
42441
A48=48



10 oz. HB 28 cl
Ø M = 66 mm
H = 127 mm
W = 242 g
42440
A48=48



8 oz. HB 23 cl
Ø M = 65 mm
H = 110 mm
W = 210 g
J4170
F6/B8=48
42439
A48=48



6 oz. HB 17 cl
Ø M = 64 mm
H = 85 mm
W = 178 g
J4171
F6/B8=48
42438
A48=48



11 oz. OF 31 cl
Ø M = 79 mm
H = 94 mm
W = 275 g
J4168
F6/B6=36
43826
A48=48



8 oz. OF 23 cl
Ø M = 70 mm
H = 85 mm
W = 212 g
J4169
F6/B4=24

Prysm ARCOROC Tempered GLASS

GLASS



35 cl HB
Ø M = 89 mm
H = 125 mm
W = 330 g
E1513
F12/B4=48



37 cl OF
Ø M = 103 mm
H = 96 mm
W = 320 g
E1514
F12/B4=48



27 cl OF
Ø M = 94 mm
H = 88 mm
W = 260 g
E1515
F12/B4=48



50 cl HB
Ø M = 89 mm
H = 120 mm
W = 235 g
L6500
F6/B4=24



31 cl FH
Ø M = 60 mm
H = 164 mm
W = 220 g
15012
A24=24
15013 *
A24=24

TEMPERED & STACKABLE

Campus

ARCOROC Tempered GLASS
PERFECTLY STACKABLE / GLASS SAFETY



29 cl HB
Ø M = 65 mm
H = 126 mm
W = 185 g
13849
R6/B8=48



22 cl HB
Ø M = 65 mm
H = 97 mm
W = 160 g
13831
R6/B8=48



18 cl OF
Ø M = 65 mm
H = 88 mm
W = 145 g
13823
R6/B8=48



26,5 cl HB
Ø M = 75 mm
H = 103 mm
W = 200 g
50830
R6/B12=72



23 cl OF
Ø M = 81 mm
H = 77 mm
W = 160 g
50829
R6/B12=72



16 cl OF
Ø M = 72 mm
H = 70 mm
W = 116 g
50828
R6/B12=72

Forum

ARCOROC Tempered GLASS
PERFECTLY STACKABLE

Granity...

ARCOROC Tempered GLASS
PERFECTLY STACKABLE / GLASS SAFETY



65 cl HB
Ø M = 96 mm
H = 178 mm
W = 660 g
J2598
F6/B2=12
L9829
A12=12



46 cl HB
Ø M = 87 mm
H = 160 mm
W = 505 g
J2599
F6=6
J2601
F6/B4=24
L9828
A12=12



42 cl HB
Ø M = 89 mm
H = 130 mm
W = 400 g
J2602
F6=6
J2603
F6/B4=24
L9827
A12=12



35 cl HB
Ø M = 85 mm
H = 122 mm
W = 365 g
J2606
F6=6
J2607
F6/B8=48
L9826
A12=12



... Granity

ARCOROC Tempered GLASS
PERFECTLY STACKABLE / GLASS SAFETY



31 cl HB
Ø M = 75 mm
H = 140 mm
W = 330 g
J2604
F6=6
J2605
F6/B4=24
L9825
A12=12



20 cl HB
Ø M = 64 mm
H = 127 mm
W = 235 g
J2608
F6/B4=24
L9824
A12=12



35 cl OF
Ø M = 93 mm
H = 107 mm
W = 350 g
L7844
F6/B4=24
L9823
A12=12



27 cl OF
Ø M = 85 mm
H = 98 mm
W = 300 g
J2612
F6=6
J2614
F6/B8=48
L9822
A12=12



20 cl OF
Ø M = 80 mm
H = 81 mm
W = 215 g
J2611
F6/B4=24
L9821
A12=12



16 cl OF
Ø M = 73 mm
H = 73 mm
W = 165 g
J2609
F6=6
J2610
F6/B8=48
L9820
A12=12



4,5 cl OF
Ø M = 50 mm
H = 57 mm
W = 65 g
O4755
F12/B4=48
L9819
A12=12

TEMPERED & STACKABLE

Log

ARCOROC Tempered GLASS
PERFECTLY STACKABLE / GLASS SAFETY



32 cl HB
Ø M = 70 mm
H = 120 mm
W = 210 g
L9946
R6/B8=48



16 cl HB
Ø M = 63 mm
H = 80 mm
W = 125 g
L7427
R6/B12=72



27 cl OF
Ø M = 77 mm
H = 93 mm
W = 180 g
L9945
R6/B8=48



22 cl OF
Ø M = 73 mm
H = 79 mm
W = 150 g
L8690
R6/B12=72

New York

ARCOROC

* PERFECTLY STACKABLE, TEMPERED GLASS, GLASS SAFETY



47 cl HB
Ø M = 87 mm
H = 144 mm
W = 440 g
L7340
F6/B4=24



40 cl HB
Ø M = 78 mm
H = 156 mm
W = 390 g
N4136
F6/B4=24



35 cl HB
Ø M = 74 mm
H = 144 mm
W = 335 g
L7335
F6/B4=24



38 cl OF
Ø M = 89 mm
H = 100 mm
W = 315 g
L7334
F6/B4=24



25 cl OF
Ø M = 81 mm
H = 84 mm
W = 220 g
L7339
F6/B4=24



3,4 cl HB
Ø M = 44 mm
H = 55 mm
W = 60 g
P2650
F6/B4=24



55 cl
Ø M = 92 mm
H = 140 mm
W = 510 g
N6666
TA6=6

ARCOROC Annealed GLASS

Norvège

ARCOROC Tempered GLASS
PERFECTLY STACKABLE / GLASS SAFETY

Spirale

ARCOROC Tempered GLASS
PERFECTLY STACKABLE / GLASS SAFETY



32 cl HB
Ø M = 74 mm
H = 125 mm
W = 245 g
61698
R6/B12=72



27 cl HB
Ø M = 72 mm
H = 114 mm
W = 230 g
60440
R6/B12=72



25 cl OF
Ø M = 75 mm
H = 94 mm
W = 195 g
61697
R6/B12=7216



20 cl OF
Ø M = 72 mm
H = 88 mm
W = 175 g
60024
R6/B12=72



16 cl OF
Ø M = 65 mm
H = 82 mm
W = 135 g
60026
R6/B12=72



25 cl OF
Ø M = 82 mm
H = 84 mm
W = 180 g
58057
R6/B12=72



20 cl OF
Ø M = 77 mm
H = 77 mm
W = 165 g
58055
R6/B12=72

TEMPERED & STACKABLE

Stacky

ARCOROC Tempered GLASS
PERFECTLY STACKABLE / GLASS SAFETY



16 cl OF
Ø M = 68 mm
H = 82 mm
W = 135 g
10751
F6/B12=72

Stack'up...

ARCOROC Tempered GLASS
PERFECTLY STACKABLE



47 cl HB
Ø M = 87 mm
H = 147 mm
W = 370 g
H5641
F6/B4=24



40 cl HB
Ø M = 83 mm
H = 144 mm
W = 350 g
H5642
F6/B4=24



35 cl HB
Ø M = 78 mm
H = 140 mm
W = 315 g
H7763
F6/B4=24

...Stack'up

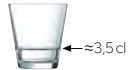
ARCOROC Tempered GLASS
PERFECTLY STACKABLE



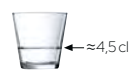
29 cl HB
Ø M = 76 mm
H = 119 mm
W = 300 g
H7764
F6/B4=24



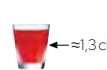
32 cl OF
Ø M = 92 mm
H = 92 mm
W = 267 g
H5646
F6/B4=24



26 cl OF
Ø M = 85 mm
H = 92 mm
W = 238 g
J0317
F6/B4=24



21 cl OF
Ø M = 83 mm
H = 80 mm
W = 238 g
H5647
F6/B4=24



4,5 cl OF
Ø M = 50 mm
H = 60 mm
W = 85 g
J8039
F12/B4=48

SAN

Outdoor Perfect

ARCOROC SAN PLASTIC
0% BPA / PROFESSIONAL 2000 CYCLES



48 cl HB
Ø M = 81 mm
H = 176 mm
W = 145 g
G2338
F6/B4=24



38 cl HB
Ø M = 76 mm
H = 160 mm
W = 113 g
E9296
F6/B4=24



44 cl OF
Ø M = 95 mm
H = 117 mm
W = 113 g
G2334
F6/B4=24



30 cl OF
Ø M = 83 mm
H = 115 mm
W = 105 g
E9301
F6/B4=24



Collection that has also STEMGLASSES and JUG offers, (P.31, P.38).

STEMGLASS

Champagne & Cocktail

C&S KRYSTA

SHEER RIM / * EFFERVESCENCE PLUS

NEW



21 cl COUPE
Ø M = 94 mm
H = 150 mm
W = 100 g
Q7785
F6/B4=24



30 cl COUPE
Ø M = 120 mm
H = 170 mm
W = 175 g
N6815
F6/B2=12



21 cl COUPE
Ø M = 114 mm
H = 179 mm
W = 168 g
L3678
F6/B4=24



30 cl MARTINI
Ø M = 120 mm
H = 188 mm
W = 220 g
N6831
F6/B2=12
N4594
A12=12



21 cl MARTINI
Ø M = 116 mm
H = 172 mm
W = 187 g
N6887
F6/B2=12



44 cl HURRICANE
Ø M = 79 mm
H = 208 mm
W = 305 g
N8215
F6/B4=24



15 cl NICK & NORA
Ø M = 70 mm
H = 143 mm
W = 100 g
Q3702
F6/B4=24

Villeneuve C&S KRYSTA

SHEER RIM



26,5 cl
Ø M = 86 mm
H = 201 mm
W = 162 g
Q5372
A12=12



21 cl
Ø M = 83 mm
H = 192 mm
W = 137 g
L8941
F6/B4=24



16 cl
Ø M = 65 mm
H = 198 mm
W = 127 g
J1478
F6/B4=24



9,5 cl
Ø M = 56 mm
H = 171 mm
W = 94 g
H8466
F6/B4=24

Brio

ARCOROC Annealed GLASS
SHEER RIM / EFFERVESCENCE PLUS

Broadway

ARCOROC Annealed GLASS



21 cl
Ø M = 118 mm
H = 155 mm
W = 265 g
P8795
F6/B2=12



25 cl
Ø M = 89 mm
H = 188 mm
W = 290 g
Q7932
F6/B4=24



25 cl
Ø M = 115 mm
H = 138 mm
W = 270 g
P8796
F6/B2=12



58 cl
Ø M = 107 mm
H = 195 mm
W = 460 g
P8821
F6/B2=12



15 cl
Ø M = 95 mm
H = 165 mm
W = 139 g
50056
F6/B4=24-

Collection that also has a TUMBLERS offer, (P.20).

STEMGLASS



Hurricane ARCOROC Annealed
GLASS



44 cl
Ø M = 79 mm
H = 208 mm
W = 305 g
54584
F6/B4=24

Margarita ARCOROC Annealed
GLASS



27 cl
Ø M = 109 mm
H = 160 mm
W = 208 g
79923
F6/B4=24

COCKTAIL
CHAMPAGNE

Monti ARCOROC Annealed
GLASS



58 cl GIN
Ø M = 106 mm
H = 187 mm
W = 241 g
Q1257
F6/B2=12



27 cl COUPE
Ø M = 90 mm
H = 154 mm
W = 215 g
Q8201
F6/B2=12



27 cl
Ø M = 79 mm
H = 172 mm
W = 178 g
Q8701
F6/B2=12



21 cl COCKTAIL
Ø M = 116 mm
H = 156 mm
W = 209 g
Q1325
F6/B2=12

Reims ARCOROC Annealed
GLASS



14,5 cl
Ø M = 55 mm
H = 157 mm
W = 115 g
39082
F12=12

West Loop ARCOROC Annealed
GLASS



24 cl
Ø M = 74 mm
H = 182 mm
W = 283 g
P9912
F6/B2=12



14 cl
Ø M = 53 mm
H = 205 mm
W = 255 g
P9913
F6/B2=12



27 cl
Ø M = 113 mm
H = 168 mm
W = 230 g
Q4027
F6/B2=12

Collection that also has TUMBLERS offers, (P.21).

SPECIAL SHAPE

Martigues ARCOROC Annealed
GLASS



33 cl HB
Ø M = 79 mm
H = 180 mm
W = 271 g
26002
F6=6



16 cl HB JAUGE
Ø M = 69 mm
H = 151 mm
W = 240 g
18603
F12=12

Kyoto ARCOROC Annealed
GLASS



31 cl
Ø M = 81 mm
H = 179 mm
W = 247 g
P1849
F6/B4=24



Parrot ARCOROC Annealed
GLASS



90 cl
Ø M = 176 mm
H = 190 mm
W = 1300 g
N6647
TA4=4



Skull ARCOROC Annealed
GLASS

90 cl
Ø M = 164 mm
H = 160 mm
W = 1020 g
N6644
A4=4

Shaker Luminarc Tempered GLASS



58 cl
Ø M = 81 mm
H = 161 mm
W = 299 g
P0677
A6=6



Outdoor Perfect

SAN PLASTIC

0% BPA / PROFESSIONAL 2000 CYCLES



30 cl

Ø M = 79 mm
H = 188 mm
W = 104 g

E9305

F6/B4=24



15 cl

Ø M = 57 mm
H = 217 mm
W = 92 g

E9299

F6/B4=24



30 cl

Ø M = 118 mm
H = 190 mm
W = 89 g

E9293

F6/B4=24



44 cl

Ø M = 75 mm
H = 234 mm
W = 162 g

G0011

F6/B4=24




30 cl

Ø M = 122 mm
H = 176 mm
W = 97 g

E9304

F6/B4=24



Cabernet Vins jeunes C&S KRYSTA

SHEER RIM



≈13 cl

47 cl

Ø M = 97 mm
H = 214 mm
W = 190 g

E 2790

F6/B4=24



≈11 cl

55 cl TANNIC

Ø M = 107 mm
H = 233 mm
W = 207 g

U 1013

F6/B4=24

Reveal'Up C&S KRYSTA

SHEER RIM / EFFERVESCENCE PLUS



≈10 cl

40 cl SOFT

Ø M = 91 mm
H = 231 mm
W = 191 g

J8743

F6/B4=24

Q8623

F2/B8=16



37 cl BEER

Ø M = 80 mm
H = 150 mm
W = 130 g

P0089

F6/B4=24



45 cl

Ø M = 87 mm
H = 250 mm
W = 201 g

N1739

F6/B2=12

Séquence C&S KRYSTA

SHEER RIM

Sublym C&S KRYSTA

SHEER RIM

BEER STEMGLASS

Cervoise

ARCOROC Annealed
GLASS

50 cl

Ø M = 83 mm
H = 192 mm
W = 239 g

07131

F6/B4=24



38 cl

Ø M = 77 mm
H = 179 mm
W = 223 g

07132

F6/B4=24



32 cl

Ø M = 72 mm
H = 166 mm
W = 202 g

07134

F6/B4=24

Linz ARCOROC Annealed
GLASS

39 cl HB

Ø M = 69 mm
H = 206 mm
W = 288 g

25263

F6/B4=24



BEER TUMBLER

Nonic

ARCOROC Tempered **GLASS**
PERFECTLY STACKABLE / GLASS SAFETY



| | | | |
|--|--|--|--|
| 23 oz. HB 66 cl | 20 oz. HB 57 cl | 12 oz. HB 34 cl | 10 oz. HB 28 cl |
| Ø M = 90 mm H = 159 mm W = 315 g | Ø M = 87 mm H = 152 mm W = 305 g | Ø M = 77 mm H = 127 mm W = 205 g | Ø M = 73 mm H = 115 mm W = 178 g |
| P4016 A48=48 | 49357 A48=48 | 43740 A48=48 | 43716 A48=48 |

Tulip

ARCOROC Tempered **GLASS**



| |
|--|
| 58 cl HB |
| Ø M = 84 mm H = 161 mm W = 328 g |
| P3008 A24=24 |

Ultimate

ARCOROC Tempered **GLASS**
HIGH SHOCK RESISTANCE / GLASS SAFETY / THERMAL SHOCK RESISTANT



| |
|--|
| 20 oz. HB 57 cl |
| Ø M = 90 mm H = 160 mm W = 425 g |
| G8563 A24=24 |



| |
|--|
| 40 cl |
| Ø M = 73 mm H = 149 mm W = 265 g |
| 24668 FA12=12 |



| |
|--|
| 33 cl |
| Ø M = 67 mm H = 143 mm W = 200 g |
| 24670 FA12=12 |

BEER MUG

Bock 25 ARCOROC Tempered **GLASS**
PERFECTLY STACKABLE



| |
|---------------------------------------|
| 25 cl |
| Ø M = 68 mm H = 89 mm W = 210 g |
| E7104 R6/B8=48 |



| | |
|---|--|
| 20 oz. 57 cl | 10 oz. 28 cl |
| Ø M = 135 mm H = 125 mm W = 520 g | Ø M = 117 mm H = 96 mm W = 340 g |
| 00989 A24=24 | 02936 A36=36 |



| | |
|---|---|
| 20 oz. 57 cl | 10 oz. 28 cl |
| Ø M = 135 mm H = 131 mm W = 585 g | Ø M = 112 mm H = 103 mm W = 335 g |
| 13192 A24=24 | 04361 A36=36 |

SPIRITS STEMGLASS

Open'Up Spirit

C&S **KRYSTA**
SHEER RIM



| |
|--|
| ≈ 6 cl |
| 16,5 cl AMBIENT |
| Ø M = 70 mm H = 170 mm W = 103 g |
| U1062 F6/B4=24 |



| |
|---|
| ≈ 10 cl |
| 39 cl ARDENT |
| Ø M = 104 mm H = 132 mm W = 168 g |
| U1059 F6/B4=24 |



Spirits

C&S **KRYSTA**
SHEER RIM



| |
|---|
| 70 cl COGNAC |
| Ø M = 113 mm H = 166 mm W = 199 g |
| N8172 F6/B4=24 |



| |
|--|
| 17 cl RHUM |
| Ø M = 75 mm H = 127 mm W = 105 g |
| N6374 F6/B4=24 |



| |
|---------------------------------------|
| 12 cl SHERRY |
| Ø M = 60 mm H = 190 mm W = 79 g |
| N8209 F6/B4=24 |



| |
|---------------------------------------|
| 11 cl CORDIAL |
| Ø M = 60 mm H = 200 mm W = 89 g |
| N8212 F6/B4=24 |



| |
|---------------------------------------|
| 10 cl GRAPPA |
| Ø M = 64 mm H = 182 mm W = 94 g |
| N8211 F6/B4=24 |



| |
|--|
| 6,5 cl CORDIAL |
| Ø M = 56 mm H = 158 mm W = 102 g |
| N8213 F6/B4=24 |

Dégustation

ARCOROC Annealed **GLASS**



| |
|--|
| 41 cl |
| Ø M = 95 mm H = 129 mm W = 182 g |
| 62664 F6/B4=24 |



| |
|--|
| 25 cl |
| Ø M = 82 mm H = 112 mm W = 124 g |
| P9691 F6=6 |
| 62661 F6/B4 |



| |
|--------------------------------------|
| 15 cl |
| Ø M = 67 mm H = 96 mm W = 89 g |
| 01476 F12=12 |
| 01484 F12/B6=72 |



| |
|--------------------------------------|
| 1,5 cl HB |
| Ø M = 38 mm H = 62 mm W = 38 g |
| 01105 F10/B30=300 |

SPIRITS STEMGLASS

Irish Coffee

ARCOROC Tempered
GLASS



24 cl
Ø M = 76 mm
H = 139 mm
W = 290 g
37684
F6/B4=24

West Loop

ARCOROC Annealed
GLASS



32 cl COGNAC
Ø M = 88 mm
H = 129 mm
W = 212 g
P9951
F6/B2=12



SPIRITS TUMBLER

Open'Up Spirit

C&S KRYSTA
SHEER RIM



≈ 7 cl
30 cl WARM
Ø M = 99 mm
H = 86 mm
W = 156 g
U1032
F6/B4=24

Gin

ARCOROC Annealed GLASS



5 cl HB
Ø M = 48 mm
H = 57 mm
W = 60 g
00065
F24/B12=288



3 cl OF
Ø M = 42 mm
H = 52 mm
W = 48 g
00016
F24/B12=288



3 cl OF JAUGÉ
Ø M = 42 mm
H = 52 mm
W = 48 g
Q9972
F24/B12=288

≈ 2 cl

Hot Shot

ARCOROC Annealed
GLASS



7 cl HB
Ø M = 55 mm
H = 85 mm
W = 96 g
G2639
F12/B4=48



3,4 cl HB
Ø M = 45 mm
H = 70 mm
W = 105 g
21554
F12/B4=48



6 cl HB
Ø M = 42 mm
H = 90 mm
W = 96 g
47346
F6/B8=48

Vigne

ARCOROC Annealed
GLASS

SPIRITS

DECANTER

Explore

C&S KRYSTA
DROP CONTROL / MOUTH BLOWN



≈ 0,75 L
1,3 L
Ø M = 146 mm
H = 324 mm
W = 1010 g
D2138
F1/B2=2

Macaron

C&S KRYSTA
DROP CONTROL / MOUTH BLOWN

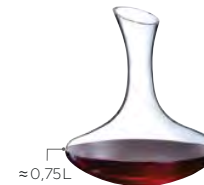


2 L
Ø M = 163 mm
H = 310 mm
W = 900 g
N1010
F1/B2=2

Collection that has also
STEMGLASSES and
TUMBLER offers, (P.6, P.18).

Opening

C&S KRYSTA
DROP CONTROL / MOUTH BLOWN



≈ 0,75 L
0,9 L
Ø M = 210 mm
H = 240 mm
W = 700 g
R0020
F1/B2=2

Open'Up

C&S KRYSTA
DROP CONTROL / MOUTH BLOWN

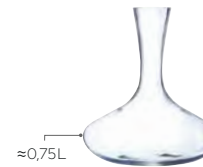


1,4 L
Ø M = 145 mm
H = 314 mm
W = 550 g
D6653
F1/B2=2

Collection that has also
STEMGLASSES and
TUMBLERS offers, (P.6, P.18).

Decanta

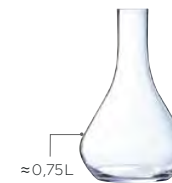
ARCOROC Annealed
GLASS



≈ 0,75 L
1,6 L
Ø M = 190 mm
H = 236 mm
W = 704 g
V0410
F1/B2=2

Vina

ARCOROC Annealed
GLASS



≈ 0,75 L
1,5 L
Ø M = 156 mm
H = 243 mm
W = 770 g
V1308
F1/B2=2

Collection that has also
STEMGLASSES and
TUMBLERS offers, (P.15, P.19).



CARAFE

À vin


ARCOROC Annealed GLASS



1L
Ø M = 119 mm
H = 203 mm
W = 425 g
C0199
A6=6



0,5 L
Ø M = 96 mm
H = 164 mm
W = 280 g
C0197
A12=12



0,25 L
Ø M = 78 mm
H = 132 mm
W = 158 g
C0198
A12=12

Carré

ARCOROC Annealed GLASS

GAUGED ITEM



1L
Ø M = 120 mm
H = 255 mm
W = 750 g
53675
A6=6



0,5 L
Ø M = 96 mm
H = 199 mm
W = 350 g
53673
A12=12



0,25 L
Ø M = 62 mm
H = 162 mm
W = 205 g
53674
A12=12

Fluid...

ARCOROC Annealed GLASS



1L
Ø M = 101 mm
H = 265 mm
W = 465 g
L3965
A6=6



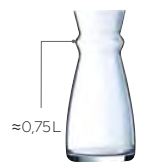
1 L + LID
Ø M = 101 mm
H = 265 mm
W = 479 g
L4193
A6=6



...Fluid

ARCOROC Annealed GLASS

* 0% BPA



0,75 L
Ø M = 96 mm
H = 210 mm
W = 435 g
L6247
A6=6



0,75 L + LID
Ø M = 96 mm
H = 210 mm
W = 449 g
L8689
A6=6



0,5 L
Ø M = 91 mm
H = 186 mm
W = 435 g
L3963
A6=6



0,5 L + LID
Ø M = 91 mm
H = 186 mm
W = 449 g
L4194
A6=6



0,25 L
Ø M = 71 mm
H = 136 mm
W = 210 g
L4212
A12=12



LID
Ø M = 70 mm
H = 39 mm
W = 14 g
L4257
F6/B4=24

CARAFE

Fluid colors

ARCOROC Annealed GLASS

PROFESSIONAL 2000 CYCLES



0,75 L BLUE
Ø M = 96 mm
H = 210 mm
W = 435 g
Q4033
A6=6



0,75 L GREEN
Ø M = 96 mm
H = 210 mm
W = 435 g
Q4025
A6=6



0,75 L WHITE
Ø M = 96 mm
H = 210 mm
W = 435 g
Q4026
A6=6

JUG

Arc

Luminarc Annealed GLASS



1,6 L
Ø M = 165 mm
Ø W/O handle=142 mm
H = 242 mm
W = 920 g
53061
A6=6

Arc

ARCOROC Annealed GLASS



1,3 L
Ø M = 163 mm
Ø W/O handle=138 mm
H = 217 mm
W = 760 g
E7254
A6=6



1L
Ø M = 151 mm
Ø W/O handle=126 mm
H = 202 mm
W = 660 g
E7255
A6=6



0,5 L
Ø M = 126 mm
Ø W/O handle=100 mm
H = 141 mm
W = 320 g
E7258
A12=12

Outdoor Perfect

SAN PLASTIC

0% BPA / PROFESSIONAL 2000 CYCLES



2 L
Ø M = 220 mm
H = 261 mm
W = 634 g
E9298
A12=1

Collection that has also
TUMBLERS
and STEMGLASSES offers.

Quadro

Luminarc Annealed GLASS



1,7 L + LID
Ø M = 163 mm
Ø W/O handle=124 mm
H = 256 mm
W = 845 g
30629
A6=6



1,1 L + LID
Ø M = 125 mm
Ø W/O handle=99 mm
H = 242 mm
W = 800 g
70361
A6=6



0,5 L + LID
Ø M = 125 mm
Ø W/O handle=99 mm
H = 157 mm
W = 490 g
75201
A6=6

JUG

NEW Spring...

ARCOROC Annealed GLASS



1 L
Ø M = 134 mm
Ø W/O handle=94 mm
H = 218 mm
W = 700 g
Q3907
A6=6



1 L + LID
Ø M = 134 mm
Ø W/O handle=94 mm
H = 229 mm
W = 820 g
Q4272
A6=6



0,75 L
Ø M = 134 mm
Ø W/O handle=90 mm
H = 186 mm
W = 570 g
Q3606
A6=6



0,75 L + LID
Ø M = 134 mm
Ø W/O handle=90 mm
H = 197 mm
W = 690 g
Q8264
A6=6



NEW ...Spring

ARCOROC Annealed GLASS



LID
Ø M = 82 mm
H = 22 mm
W = 120 g
Q8265
A12=12



0,5 L
Ø M = 134 mm
Ø W/O handle=90 mm
H = 146 mm
W = 450 g
Q3909
A12=12



0,5 L + LID
Ø M = 134 mm
Ø W/O handle=90 mm
H = 157 mm
W = 570 g
Q8263
A12=12



1,6 L
Ø M = 168 mm
Ø W/O handle=127 mm
H = 203 mm
W = 915 g
07058
A6=6

ACCESSORIES

Damier

ARCOROC Annealed
GLASS



5 cl
Ø M = 45 mm
H = 83 mm
W = 62 g
00633
A36=36

Empilable

ARCOROC Annealed GLASS
PERFECTLY STACKABLE / * PROFESSIONAL 2000 CYCLES



107 mm
Ø M = 107 mm
H = 35 mm
W = 245 g
C1320
R6/B4=24



85 mm
Ø M = 85 mm
H = 36 mm
W = 245 g
51257
R6/B4=24



107 mm
Ø M = 107 mm
H = 35 mm
W = 255 g
00187
R6/B4=24



85 mm
Ø M = 85 mm
H = 36 mm
W = 120 g
55878
R6/B4=24

DRINKWARE 2023
Collections

ARCOROC



arcoroc.com - chefsommelier.com



DECANTER, JUG
& ACCESSORIES